

Year Group	Suggested Order	Unit Name	Lesson
3	1	Computing systems and networks – Connecting computers	1
3	1	Computing systems and networks – Connecting computers	2
3	1	Computing systems and networks – Connecting computers	3
3	1	Computing systems and networks – Connecting computers	4
3	1	Computing systems and networks – Connecting computers	5
3	1	Computing systems and networks – Connecting computers	6
3	2	Creating media - Stop-frame animation	1
3	2	Creating media - Stop-frame animation	2
3	2	Creating media - Stop-frame animation	3
3	2	Creating media - Stop-frame animation	4

3	2	Creating media - Stop-frame animation	5
3	2	Creating media - Stop-frame animation	6
3	3	Programming A - Sequencing sounds	1
3	3	Programming A - Sequencing sounds	2
3	3	Programming A - Sequencing sounds	3
3	3	Programming A - Sequencing sounds	4
3	3	Programming A - Sequencing sounds	5
3	3	Programming A - Sequencing sounds	6
3	4	Data and information – Branching databases	1
3	4	Data and information – Branching databases	2

3	4	Data and information – Branching databases	3
3	4	Data and information – Branching databases	4
3	4	Data and information – Branching databases	5
3	4	Data and information – Branching databases	6
3	5	Creating media – Desktop publishing	1
3	5	Creating media – Desktop publishing	2
3	5	Creating media – Desktop publishing	3
3	5	Creating media – Desktop publishing	4
3	5	Creating media – Desktop publishing	5
3	5	Creating media – Desktop publishing	6

3	6	Programming B - Events and actions in programs	1
3	6	Programming B - Events and actions in programs	2
3	6	Programming B - Events and actions in programs	3
3	6	Programming B - Events and actions in programs	4
3	6	Programming B - Events and actions in programs	5
3	6	Programming B - Events and actions in programs	6
4	1	Computing systems and networks – The Internet	1
4	1	Computing systems and networks – The Internet	2
4	1	Computing systems and networks – The Internet	3
4	1	Computing systems and networks – The Internet	4

4	1	Computing systems and networks – The Internet	5
4	1	Computing systems and networks – The Internet	6
4	2	Creating media - Audio production	1
4	2	Creating media - Audio production	2
4	2	Creating media - Audio production	3
4	2	Creating media - Audio production	4
4	2	Creating media - Audio production	5
4	2	Creating media - Audio production	6
4	3	Programming A – Repetition in shapes	1
4	3	Programming A – Repetition in shapes	2

4	3	Programming A – Repetition in shapes	3
4	3	Programming A – Repetition in shapes	4
4	3	Programming A – Repetition in shapes	5
4	3	Programming A – Repetition in shapes	6
4	4	Data and information – Data logging	1
4	4	Data and information – Data logging	2
4	4	Data and information – Data logging	3
4	4	Data and information – Data logging	4
4	4	Data and information – Data logging	5
4	4	Data and information – Data logging	6

4	5	Creating media – Photo editing	1
4	5	Creating media – Photo editing	2
4	5	Creating media – Photo editing	3
4	5	Creating media – Photo editing	4
4	5	Creating media – Photo editing	5
4	5	Creating media – Photo editing	6
4	6	Programming B – Repetition in games	1
4	6	Programming B – Repetition in games	2
4	6	Programming B – Repetition in games	3
4	6	Programming B – Repetition in games	4

4	6	Programming B – Repetition in games	5
4	6	Programming B – Repetition in games	6
5	1	Computing systems and networks - Systems and searching	1
5	1	Computing systems and networks - Systems and searching	2
5	1	Computing systems and networks - Systems and searching	3
5	1	Computing systems and networks - Systems and searching	4
5	1	Computing systems and networks - Systems and searching	5
5	1	Computing systems and networks - Systems and searching	6
5	2	Creating media - Video production	1
5	2	Creating media - Video production	2

5	2	Creating media - Video production	3
5	2	Creating media - Video production	4
5	2	Creating media - Video production	5
5	2	Creating media - Video production	6
5	3	Programming A – Selection in physical computing	1
5	3	Programming A – Selection in physical computing	2
5	3	Programming A – Selection in physical computing	3
5	3	Programming A – Selection in physical computing	4
5	3	Programming A – Selection in physical computing	5
5	3	Programming A – Selection in physical computing	6

5	4	Data and information – Flat-file databases	1
5	4	Data and information – Flat-file databases	2
5	4	Data and information – Flat-file databases	3
5	4	Data and information – Flat-file databases	4
5	4	Data and information – Flat-file databases	5
5	4	Data and information – Flat-file databases	6
5	5	Creating media – Introduction to vector graphics	1
5	5	Creating media – Introduction to vector graphics	2
5	5	Creating media – Introduction to vector graphics	3
5	5	Creating media – Introduction to vector graphics	4

5	5	Creating media – Introduction to vector graphics	5
5	5	Creating media – Introduction to vector graphics	6
5	6	Programming B – Selection in quizzes	1
5	6	Programming B – Selection in quizzes	2
5	6	Programming B – Selection in quizzes	3
5	6	Programming B – Selection in quizzes	4
5	6	Programming B – Selection in quizzes	5
5	6	Programming B – Selection in quizzes	6
6	1	Computing systems and networks - Communication and collaboration	1
6	1	Computing systems and networks - Communication and collaboration	2

6	1	Computing systems and networks - Communication and collaboration	3
6	1	Computing systems and networks - Communication and collaboration	4
6	1	Computing systems and networks - Communication and collaboration	5
6	1	Computing systems and networks - Communication and collaboration	6
6	2	Creating media – Web page creation	1
6	2	Creating media – Web page creation	2
6	2	Creating media – Web page creation	3
6	2	Creating media – Web page creation	4
6	2	Creating media – Web page creation	5
6	2	Creating media – Web page creation	6

6	3	Programming A – Variables in games	1
6	3	Programming A – Variables in games	2
6	3	Programming A – Variables in games	3
6	3	Programming A – Variables in games	4
6	3	Programming A – Variables in games	5
6	3	Programming A – Variables in games	6
6	4	Data and information – Spreadsheets	1
6	4	Data and information – Spreadsheets	2
6	4	Data and information – Spreadsheets	3
6	4	Data and information – Spreadsheets	4

6	4	Data and information – Spreadsheets	5
6	4	Data and information – Spreadsheets	6
6	5	Creating media – 3D Modelling	1
6	5	Creating media – 3D Modelling	2
6	5	Creating media – 3D Modelling	3
6	5	Creating media – 3D Modelling	4
6	5	Creating media – 3D Modelling	5
6	5	Creating media – 3D Modelling	6
6	6	Programming B - Sensing movement	1
6	6	Programming B - Sensing movement	2

6	6	Programming B - Sensing movement	3
6	6	Programming B - Sensing movement	4
6	6	Programming B - Sensing movement	5
6	6	Programming B - Sensing movement	6

Learning Objectives

-To explain how digital devices function

-To identify input and output devices

-To recognise how digital devices can change the way we work

-To explain how a computer network can be used to share information

-To explore how digital devices can be connected

-To recognise the physical components of a network

-To explain that animation is a sequence of drawings or photographs

-To relate animated movement with a sequence of images

-To plan an animation

-To identify the need to work consistently and carefully

-To review and improve an animation

-To evaluate the impact of adding other media to an animation

-To explore a new programming environment

-To identify that commands have an outcome

-To explain that a program has a start

-To recognise that a sequence of commands can have an order

-To change the appearance of my project

-To create a project from a task description

-To create questions with yes/no answers

-To identify the attributes needed to collect data about an object

-To create a branching database

-To explain why it is helpful for a database to be well structured

-To plan the structure of a branching database

-To independently create an identification tool

-To recognise how text and images convey information

-To recognise that text and layout can be edited

-To choose appropriate page settings

-To add content to a desktop publishing publication

-To consider how different layouts can suit different purposes

-To consider the benefits of desktop publishing

-To explain how a sprite moves in an existing project

-To create a program to move a sprite in four directions

-To adapt a program to a new context

-To develop my program by adding features

-To identify and fix bugs in a program

-To design and create a maze-based challenge

-To describe how networks physically connect to other networks

-To recognise how networked devices make up the internet

-To outline how websites can be shared via the World Wide Web (WWW)

-To describe how content can be added and accessed on the World Wide Web (WWW)

-To recognise how the content of the WWW is created by people

-To evaluate the consequences of unreliable content

-To identify that sound can be recorded

-To explain that audio recordings can be edited

-To recognise the different parts of creating a podcast project

-To apply audio editing skills independently

-To combine audio to enhance my podcast project

-To evaluate the effective use of audio

-To identify that accuracy in programming is important

-To create a program in a text-based language

-To explain what 'repeat' means

-To modify a count-controlled loop to produce a given outcome

-To decompose a task into small steps

-To create a program that uses count-controlled loops to produce a given outcome

-To explain that data gathered over time can be used to answer questions

-To use a digital device to collect data automatically

-To explain that a data logger collects 'data points' from sensors over time

-To recognise how a computer can help us analyse data

-To identify the data needed to answer questions

-To use data from sensors to answer questions

-To explain that the composition of digital images can be changed

-To explain that colours can be changed in digital images

-To explain how cloning can be used in photo editing

-To explain that images can be combined

-To combine images for a purpose

-To evaluate how changes can improve an image

-To develop the use of count-controlled loops in a different programming environment

-To explain that in programming there are infinite loops and count controlled loops

-To develop a design that includes two or more loops which run at the same time

-To modify an infinite loop in a given program

-To design a project that includes repetition

-To create a project that includes repetition

-To explain that computers can be connected together to form systems

-To recognise the role of computer systems in our lives

-To experiment with search engines

-To describe how search engines select results

-To explain how search results are ranked

-To recognise why the order of results is important, and to whom

-To explain what makes a video effective

-To identify digital devices that can record video

-To capture video using a range of techniques

-To create a storyboard

-To identify that video can be improved through reshooting and editing

-To consider the impact of the choices made when making and sharing a video

-To control a simple circuit connected to a computer

-To write a program that includes count-controlled loops

-To explain that a loop can stop when a condition is met

-To explain that a loop can be used to repeatedly check whether a condition has been met

-To design a physical project that includes selection

-To create a program that controls a physical computing project

-To use a form to record information

-To compare paper and computer-based databases

-To outline how you can answer questions by grouping and then sorting data

-To explain that tools can be used to select specific data

-To explain that computer programs can be used to compare data visually

-To use a real-world database to answer questions

-To identify that drawing tools can be used to produce different outcomes

-To create a vector drawing by combining shapes

-To use tools to achieve a desired effect

-To recognise that vector drawings consist of layers

-To group objects to make them easier to work with

-To apply what I have learned about vector drawings

-To explain how selection is used in computer programs

-To relate that a conditional statement connects a condition to an outcome

-To explain how selection directs the flow of a program

-To design a program which uses selection

-To create a program which uses selection

-To evaluate my program

-To explain the importance of internet addresses

-To recognise how data is transferred across the internet

-To explain how sharing information online can help people to work together

-To evaluate different ways of working together online

-To recognise how we communicate using technology

-To evaluate different methods of online communication

-To review an existing website and consider its structure

-To plan the features of a web page

-To consider the ownership and use of images (copyright)

-To recognise the need to preview pages

-To outline the need for a navigation path

-To recognise the implications of linking to content owned by other people

-To define a 'variable' as something that is changeable

-To explain why a variable is used in a program

-To choose how to improve a game by using variables

-To design a project that builds on a given example

-To use my design to create a project

-To evaluate my project

-To create a data set in a spreadsheet

-To build a data set in a spreadsheet

-To explain that formulas can be used to produce calculated data

-To apply formulas to data

-To create a spreadsheet to plan an event

-To choose suitable ways to present data

-To recognise that you can work in three dimensions on a computer

-To identify that digital 3D objects can be modified

-To recognise that objects can be combined in a 3D model

-To create a 3D model for a given purpose

-To plan my own 3D model

-To create my own digital 3D model

-To create a program to run on a controllable device

-To explain that selection can control the flow of a program

-To update a variable with a user input

-To use a conditional statement to compare a variable to a value

-To design a project that uses inputs and outputs on a controllable device

-To develop a program to use inputs and outputs on a controllable device

Success Criteria	National Curriculum		
	2.1	2.2	2.3
<ul style="list-style-type: none"> - I can explain that digital devices accept inputs - I can explain that digital devices produce outputs - I can follow a process 			
<ul style="list-style-type: none"> - I can classify input and output devices - I can describe a simple process - I can design a digital device 			
<ul style="list-style-type: none"> - I can explain how I use digital devices for different activities - I can recognise similarities between using digital devices and non-digital tools - I can suggest differences between using digital devices and non-digital tools 			
<ul style="list-style-type: none"> - I can discuss why we need a network switch - I can explain how messages are passed through multiple connections - I can recognise different connections 			
<ul style="list-style-type: none"> - I can demonstrate how information can be passed between devices - I can explain the role of a switch, server, and wireless access point in a network - I can recognise that a computer network is made up of a number of devices 			
<ul style="list-style-type: none"> - I can identify how devices in a network are connected together - I can identify networked devices around me - I can identify the benefits of computer networks 			
<ul style="list-style-type: none"> - I can create an effective flip book—style animation - I can draw a sequence of pictures - I can explain how an animation/flip book works 			
<ul style="list-style-type: none"> - I can create an effective stop-frame animation - I can explain why little changes are needed for each frame - I can predict what an animation will look like 			
<ul style="list-style-type: none"> - I can break down a story into settings, characters and events - I can create a storyboard - I can describe an animation that is achievable on screen 			
<ul style="list-style-type: none"> - I can evaluate the quality of my animation - I can review a sequence of frames to check my work - I can use onion skinning to help me make small changes between frames 			

<ul style="list-style-type: none"> -I can evaluate another learner's animation - I can explain ways to make my animation better - I can improve my animation based on feedback 	
<ul style="list-style-type: none"> -I can add other media to my animation - I can evaluate my final film - I can explain why I added other media to my animation 	
<ul style="list-style-type: none"> -I can explain that objects in Scratch have attributes (linked to) - I can identify the objects in a Scratch project (sprites, backdrops) - I can recognise that commands in Scratch are represented as blocks 	
<ul style="list-style-type: none"> -I can choose a word which describes an on-screen action for my plan - I can create a program following a design - I can identify that each sprite is controlled by the commands I choose 	
<ul style="list-style-type: none"> -I can create a sequence of connected commands - I can explain that the objects in my project will respond exactly to the code - I can start a program in different ways 	
<ul style="list-style-type: none"> -I can combine sound commands - I can explain what a sequence is - I can order notes into a sequence 	
<ul style="list-style-type: none"> -I can build a sequence of commands - I can decide the actions for each sprite in a program - I can make design choices for my artwork 	
<ul style="list-style-type: none"> -I can identify and name the objects I will need for a project - I can implement my algorithm as code - I can relate a task description to a design 	
<ul style="list-style-type: none"> -I can create two groups of objects separated by one attribute - I can investigate questions with yes/no answers - I can make up a yes/no question about a collection of objects 	
<ul style="list-style-type: none"> -I can arrange objects into a tree structure - I can create a group of objects within an existing group - I can select an attribute to separate objects into groups 	

<ul style="list-style-type: none"> -I can group objects using my own yes/no questions - I can select objects to arrange in a branching database - I can test my branching database to see if it works <ul style="list-style-type: none"> -I can compare two branching database structures - I can create yes/no questions using given attributes - I can explain that questions need to be ordered carefully to split objects into similarly sized groups <ul style="list-style-type: none"> -I can create a physical version of a branching database - I can create questions that will enable objects to be uniquely identified - I can independently create questions to use in a branching database <ul style="list-style-type: none"> -I can create a branching database that reflects my plan - I can suggest real-world uses for branching databases - I can work with a partner to test my identification tool 	
<ul style="list-style-type: none"> -I can explain the difference between text and images - I can identify the advantages and disadvantages of using text and images - I can recognise that text and images can communicate messages clearly <ul style="list-style-type: none"> -I can change font style, size, and colours for a given purpose - I can edit text - I can explain that text can be changed to communicate more clearly <ul style="list-style-type: none"> -I can create a template for a particular purpose - I can define the term 'page orientation' - I can recognise placeholders and say why they are important <ul style="list-style-type: none"> -I can choose the best locations for my content - I can make changes to content after I've added it - I can paste text and images to create a magazine cover <ul style="list-style-type: none"> -I can choose a suitable layout for a given purpose - I can identify different layouts - I can match a layout to a purpose <ul style="list-style-type: none"> -I can compare work made on desktop publishing to work created by hand - I can identify the uses of desktop publishing in the real world - I can say why desktop publishing might be helpful 	



















<ul style="list-style-type: none"> -I can choose which keys to use for actions and explain my choices - I can explain the relationship between an event and an action - I can identify a way to improve a program 			
<ul style="list-style-type: none"> -I can choose a character for my project - I can choose a suitable size for a character in a maze - I can program movement 			
<ul style="list-style-type: none"> -I can choose blocks to set up my program - I can consider the real world when making design choices - I can use a programming extension 			
<ul style="list-style-type: none"> -I can build more sequences of commands to make my design work - I can choose suitable keys to turn on additional features - I can identify additional features (from a given set of blocks) 			
<ul style="list-style-type: none"> -I can match a piece of code to an outcome - I can modify a program using a design - I can test a program against a given design 			
<ul style="list-style-type: none"> -I can evaluate my project - I can implement my design - I can make design choices and justify them 			
<ul style="list-style-type: none"> -I can demonstrate how information is shared across the internet - I can describe the internet as a network of networks - I can discuss why a network needs protecting 			
<ul style="list-style-type: none"> -I can describe networked devices and how they connect - I can explain that the internet is used to provide many services - I can recognise that the World Wide Web contains websites and web pages 			
<ul style="list-style-type: none"> -I can describe how to access websites on the WWW - I can describe where websites are stored when uploaded to the WWW - I can explain the types of media that can be shared on the WWW 			
<ul style="list-style-type: none"> -I can explain that internet services can be used to create content online - I can explain what media can be found on websites - I can recognise that I can add content to the WWW 			

<ul style="list-style-type: none"> -I can explain that there are rules to protect content - I can explain that websites and their content are created by people - I can suggest who owns the content on websites <ul style="list-style-type: none"> -I can explain that not everything on the World Wide Web is true - I can explain why I need to think carefully before I share or reshare content - I can explain why some information I find online may not be honest, accurate, or legal 	
<ul style="list-style-type: none"> -I can explain that the person who records the sound can say who is allowed to use it - I can identify the input and output devices used to record and play sound - I can use a computer to record audio <ul style="list-style-type: none"> -I can discuss what sounds can be added to a podcast - I can inspect the soundwave view to know where to trim my recording - I can re-record my voice to improve my recording <ul style="list-style-type: none"> -I can explain how sounds can be combined to make a podcast more engaging - I can plan appropriate content for a podcast - I can save my project so the different parts remain editable <ul style="list-style-type: none"> -I can improve my voice recordings - I can record content following my plan - I can review the quality of my recordings <ul style="list-style-type: none"> -I can arrange multiple sounds to create the effect I want - I can explain the difference between saving a project and exporting an audio file - I can open my project to continue working on it <ul style="list-style-type: none"> -I can choose appropriate edits to improve my podcast - I can listen to an audio recording to identify its strengths - I can suggest improvements to an audio recording 	
<ul style="list-style-type: none"> -I can create a code snippet for a given purpose - I can explain the effect of changing a value of a command - I can program a computer by typing commands <ul style="list-style-type: none"> -I can test my algorithm in a text-based language - I can use a template to create a design for my program - I can write an algorithm to produce a given outcome 	

<ul style="list-style-type: none"> -I can identify everyday tasks that include repetition as part of a sequence, eg brushing teeth, dance moves - I can identify patterns in a sequence - I can use a count-controlled loop to produce a given outcome 			
<ul style="list-style-type: none"> -I can choose which values to change in a loop - I can identify the effect of changing the number of times a task is repeated - I can predict the outcome of a program containing a count-controlled loop 			
<ul style="list-style-type: none"> -I can explain that a computer can repeatedly call a procedure - I can identify 'chunks' of actions in the real world - I can use a procedure in a program 			
<ul style="list-style-type: none"> -I can design a program that includes count-controlled loops - I can develop my program by debugging it - I can make use of my design to write a program 			
<ul style="list-style-type: none"> -I can choose a data set to answer a given question - I can identify data that can be gathered over time - I can suggest questions that can be answered using a given data set 			
<ul style="list-style-type: none"> -I can explain what data can be collected using sensors - I can identify that data from sensors can be recorded - I can use data from a sensor to answer a given question 			
<ul style="list-style-type: none"> -I can identify the intervals used to collect data - I can recognise that a data logger collects data at given points - I can talk about the data that I have captured 			
<ul style="list-style-type: none"> -I can explain that there are different ways to view data - I can sort data to find information - I can view data at different levels of detail 			
<ul style="list-style-type: none"> -I can plan how to collect data using a data logger - I can propose a question that can be answered using logged data - I can use a data logger to collect data 			
<ul style="list-style-type: none"> -I can draw conclusions from the data that I have collected - I can explain the benefits of using a data logger - I can interpret data that has been collected using a data logger 			

<ul style="list-style-type: none"> -I can explain why I might crop an image - I can improve an image by rotating it - I can use photo editing software to crop an image 	
<ul style="list-style-type: none"> -I can experiment with different colour effects - I can explain that different colour effects make you think and feel different things - I can explain why I chose certain colour effects 	
<ul style="list-style-type: none"> -I can add to the composition of an image by cloning - I can identify how a photo edit can be improved - I can remove parts of an image using cloning 	
<ul style="list-style-type: none"> -I can experiment with tools to select and copy part of an image - I can explain why photos might be edited - I can use a range of tools to copy between images 	
<ul style="list-style-type: none"> -I can choose suitable images for my project - I can create a project that is a combination of other images - I can describe the image I want to create 	
<ul style="list-style-type: none"> -I can combine text and my image to complete the project - I can review images against a given criteria - I can use feedback to guide making changes 	
<ul style="list-style-type: none"> -I can list an everyday task as a set of instructions including repetition - I can modify a snippet of code to create a given outcome - I can predict the outcome of a snippet of code 	
<ul style="list-style-type: none"> -I can choose when to use a count-controlled and an infinite loop - I can modify loops to produce a given outcome - I can recognise that some programming languages enable more than one process to be run at once 	
<ul style="list-style-type: none"> -I can choose which action will be repeated for each object - I can evaluate the effectiveness of the repeated sequences used in my program - I can explain what the outcome of the repeated action should be 	
<ul style="list-style-type: none"> -I can explain the effect of my changes - I can identify which parts of a loop can be changed - I can re-use existing code snippets on new sprites 	

<ul style="list-style-type: none"> -I can develop my own design explaining what my project will do - I can evaluate the use of repetition in a project - I can select key parts of a given project to use in my own design 			
<ul style="list-style-type: none"> -I can build a program that follows my design - I can evaluate the steps I followed when building my project - I can refine the algorithm in my design 			
<ul style="list-style-type: none"> -I can describe that a computer system features inputs, processes, and outputs - I can explain that computer systems communicate with other devices - I can explain that systems are built using a number of parts 			
<ul style="list-style-type: none"> -I can explain the benefits of a given computer system - I can identify tasks that are managed by computer systems - I can identify the human elements of a computer system 			
<ul style="list-style-type: none"> -I can compare results from different search engines - I can make use of a web search to find specific information - I can refine my web search 			
<ul style="list-style-type: none"> -I can explain why we need tools to find things online - I can recognise the role of web crawlers in creating an index - I can relate a search term to the search engine's index 			
<ul style="list-style-type: none"> -I can explain that a search engine follows rules to rank results - I can give examples of criteria used by search engines to rank results - I can order a list by rank 			
<ul style="list-style-type: none"> -I can describe some of the ways that search results can be influenced - I can explain how search engines make money - I can recognise some of the limitations of search engines 			
<ul style="list-style-type: none"> -I can compare features in different videos - I can explain that video is a visual media format - I can identify features of videos 			
<ul style="list-style-type: none"> -I can experiment with different camera angles - I can identify and find features on a digital video recording device - I can make use of a microphone 			

<ul style="list-style-type: none"> -I can capture video using a range of filming techniques - I can review how effective my video is - I can suggest filming techniques for a given purpose 			
<ul style="list-style-type: none"> -I can create and save video content - I can decide which filming techniques I will use - I can outline the scenes of my video 			
<ul style="list-style-type: none"> -I can explain how to improve a video by reshooting and editing - I can select the correct tools to make edits to my video - I can store, retrieve, and export my recording to a computer 			
<ul style="list-style-type: none"> -I can evaluate my video and share my opinions - I can make edits to my video and improve the final outcome - I can recognise that my choices when making a video will impact on the quality of the final outcome 			
<ul style="list-style-type: none"> -I can create a simple circuit and connect it to a microcontroller - I can explain what an infinite loop does - I can program a microcontroller to make an LED switch on 			
<ul style="list-style-type: none"> -I can connect more than one output component to a microcontroller - I can design sequences that use count-controlled loops - I can use a count-controlled loop to control outputs 			
<ul style="list-style-type: none"> -I can design a conditional loop - I can explain that a condition is either true or false - I can program a microcontroller to respond to an input 			
<ul style="list-style-type: none"> -I can explain that a condition being met can start an action - I can identify a condition and an action in my project - I can use selection (an 'if...then...' statement) to direct the flow of a program 			
<ul style="list-style-type: none"> -I can create a detailed drawing of my project - I can describe what my project will do - I can identify a real-world example of a condition starting an action 			
<ul style="list-style-type: none"> -I can test and debug my project - I can use selection to produce an intended outcome - I can write an algorithm that describes what my model will do 			

<ul style="list-style-type: none"> -I can create a database using cards - I can explain how information can be recorded - I can order, sort, and group my data cards <ul style="list-style-type: none"> -I can choose which field to sort data by to answer a given question - I can explain what a field and a record is in a database - I can navigate a flat-file database to compare different views of information <ul style="list-style-type: none"> -I can combine grouping and sorting to answer specific questions - I can explain that data can be grouped using chosen values - I can group information using a database <ul style="list-style-type: none"> -I can choose multiple criteria to answer a given question - I can choose which field and value are required to answer a given question - I can outline how 'AND' and 'OR' can be used to refine data selection <ul style="list-style-type: none"> -I can explain the benefits of using a computer to create charts - I can refine a chart by selecting a particular filter - I can select an appropriate chart to visually compare data <ul style="list-style-type: none"> -I can ask questions that will need more than one field to answer - I can present my findings to a group - I can refine a search in a real-world context 	
<ul style="list-style-type: none"> -I can discuss how vector drawings are different from paper-based drawings - I can experiment with the shape and line tools - I can recognise that vector drawings are made using shapes <ul style="list-style-type: none"> -I can explain that each element added to a vector drawing is an object - I can identify the shapes used to make a vector drawing - I can move, resize, and rotate objects I have duplicated <ul style="list-style-type: none"> -I can explain how alignment grids and resize handles can be used to improve consistency - I can modify objects to create a new image - I can use the zoom tool to help me add detail to my drawings <ul style="list-style-type: none"> -I can change the order of layers in a vector drawing - I can identify that each added object creates a new layer in the drawing - I can use layering to create an image 	

<ul style="list-style-type: none"> -I can copy part of a drawing by duplicating several objects - I can recognise when I need to group and ungroup objects - I can reuse a group of objects to further develop my vector drawing <ul style="list-style-type: none"> -I can compare vector drawings to freehand paint drawings - I can create a vector drawing for a specific purpose - I can reflect on the skills I have used and why I have used them 			
<ul style="list-style-type: none"> -I can identify conditions in a program - I can modify a condition in a program - I can recall how conditions are used in selection <ul style="list-style-type: none"> -I can create a program with different outcomes using selection - I can identify the condition and outcomes in an 'if... then... else... ' statement - I can use selection in an infinite loop to check a condition <ul style="list-style-type: none"> -I can design the flow of a program which contains 'if... then... else... ' - I can explain that program flow can branch according to a condition - I can show that a condition can direct program flow in one of two ways <ul style="list-style-type: none"> -I can identify the outcome of user input in an algorithm - I can outline a given task - I can use a design format to outline my project <ul style="list-style-type: none"> -I can implement my algorithm to create the first section of my program - I can share my program with others - I can test my program <ul style="list-style-type: none"> -I can extend my program further - I can identify the setup code I need in my program - I can identify ways the program could be improved 			
<ul style="list-style-type: none"> -I can describe how computers use addresses to access websites - I can explain that internet devices have addresses - I can recognise that data is transferred using agreed methods <ul style="list-style-type: none"> -I can explain that all data transferred over the internet is in packets - I can explain that data is transferred over networks in packets - I can identify and explain the main parts of a data packet 			

<ul style="list-style-type: none"> -I can explain that the internet allows different media to be shared - I can recognise how to access shared files stored online - I can send information over the internet in different ways 	
<ul style="list-style-type: none"> -I can explain how the internet enables effective collaboration - I can identify different ways of working together online - I can recognise that working together on the internet can be public or private 	
<ul style="list-style-type: none"> -I can choose methods of communication to suit particular purposes - I can explain the different ways in which people communicate - I can identify that there are a variety of ways to communicate over the internet 	
<ul style="list-style-type: none"> -I can compare different methods of communicating on the internet - I can decide when I should and should not share information online - I can explain that communication on the internet may not be private 	
<ul style="list-style-type: none"> -I can discuss the different types of media used on websites - I can explore a website - I know that websites are written in HTML 	
<ul style="list-style-type: none"> -I can draw a web page layout that suits my purpose - I can recognise the common features of a web page - I can suggest media to include on my page 	
<ul style="list-style-type: none"> -I can describe what is meant by the term 'fair use' - I can find copyright-free images - I can say why I should use copyright-free images 	
<ul style="list-style-type: none"> -I can add content to my own web page - I can evaluate what my web page looks like on different devices and suggest/make edits - I can preview what my web page looks like 	
<ul style="list-style-type: none"> -I can describe why navigation paths are useful - I can explain what a navigation path is - I can make multiple web pages and link them using hyperlinks 	
<ul style="list-style-type: none"> -I can create hyperlinks to link to other people's work - I can evaluate the user experience of a website - I can explain the implication of linking to content owned by others 	

<ul style="list-style-type: none"> -I can explain that the way a variable changes can be defined - I can identify examples of information that is variable - I can identify that variables can hold numbers or letters 			
<ul style="list-style-type: none"> -I can explain that a variable has a name and a value - I can identify a program variable as a placeholder in memory for a single value - I can recognise that the value of a variable can be changed 			
<ul style="list-style-type: none"> -I can decide where in a program to change a variable - I can make use of an event in a program to set a variable - I can recognise that the value of a variable can be used by a program 			
<ul style="list-style-type: none"> -I can choose the artwork for my project - I can create algorithms for my project - I can explain my design choices 			
<ul style="list-style-type: none"> -I can choose a name that identifies the role of a variable - I can create the artwork for my project - I can test the code that I have written 			
<ul style="list-style-type: none"> -I can identify ways that my game could be improved - I can share my game with others - I can use variables to extend my game 			
<ul style="list-style-type: none"> -I can collect data - I can enter data into a spreadsheet - I can suggest how to structure my data 			
<ul style="list-style-type: none"> -I can apply an appropriate format to a cell - I can choose an appropriate format for a cell - I can explain what an item of data is 			
<ul style="list-style-type: none"> -I can construct a formula in a spreadsheet - I can explain which data types can be used in calculations - I can identify that changing inputs changes outputs 			
<ul style="list-style-type: none"> -I can apply a formula to multiple cells by duplicating it - I can calculate data using different operations - I can create a formula which includes a range of cells 			


<ul style="list-style-type: none"> -I can apply a formula to calculate the data I need to answer questions - I can explain why data should be organised - I can use a spreadsheet to answer questions <ul style="list-style-type: none"> -I can produce a chart - I can suggest when to use a table or chart - I can use a chart to show the answer to questions 	
<ul style="list-style-type: none"> -I can add 3D shapes to a project - I can move 3D shapes relative to one another - I can view 3D shapes from different perspectives <ul style="list-style-type: none"> -I can lift/lower 3D objects - I can recolour a 3D object - I can resize an object in three dimensions <ul style="list-style-type: none"> -I can duplicate 3D objects - I can group 3D objects - I can rotate objects in three dimensions <ul style="list-style-type: none"> -I can accurately size 3D objects - I can combine a number of 3D objects - I can show that placeholders can create holes in 3D objects <ul style="list-style-type: none"> -I can analyse a 3D model - I can choose objects to use in a 3D model - I can combine objects in a design <ul style="list-style-type: none"> -I can construct a 3D model based on a design - I can explain how my 3D model could be improved - I can modify my 3D model to improve it 	
<ul style="list-style-type: none"> -I can apply my knowledge of programming to a new environment - I can test my program on an emulator - I can transfer my program to a controllable device <ul style="list-style-type: none"> -I can determine the flow of a program using selection - I can identify examples of conditions in the real world - I can use a variable in an if, then, else statement to select the flow of a program 	

- I can experiment with different physical inputs
- I can explain that checking a variable doesn't change its value
- I can use a condition to change a variable

- I can explain the importance of the order of conditions in else, if statements
- I can modify a program to achieve a different outcome
- I can use an operand (e.g. <=>) in an if, then statement

- I can decide what variables to include in a project
- I can design the algorithm for my project
- I can design the program flow for my project

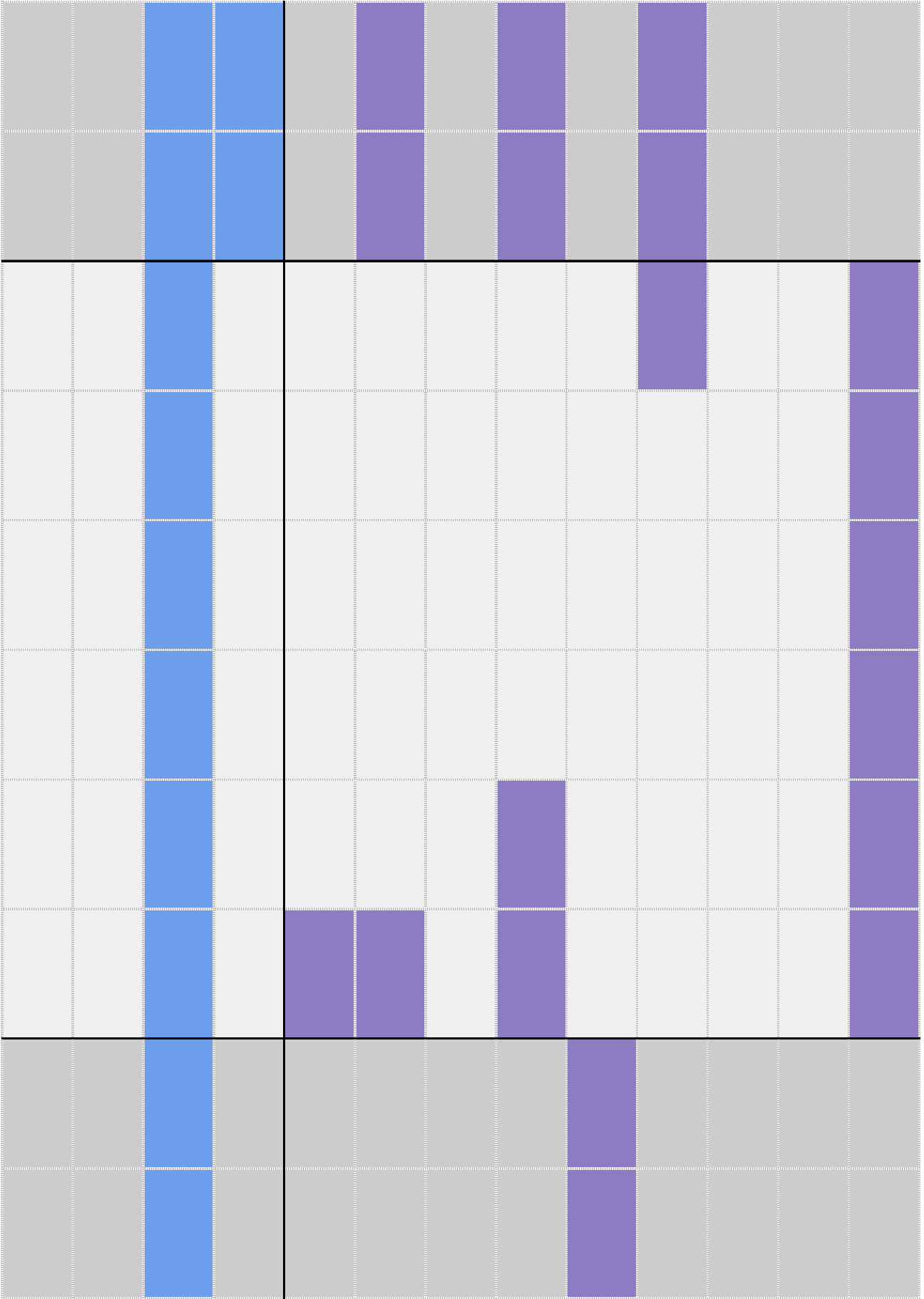
- I can create a program based on my design
- I can test my program against my design
- I can use a range of approaches to find and fix bugs

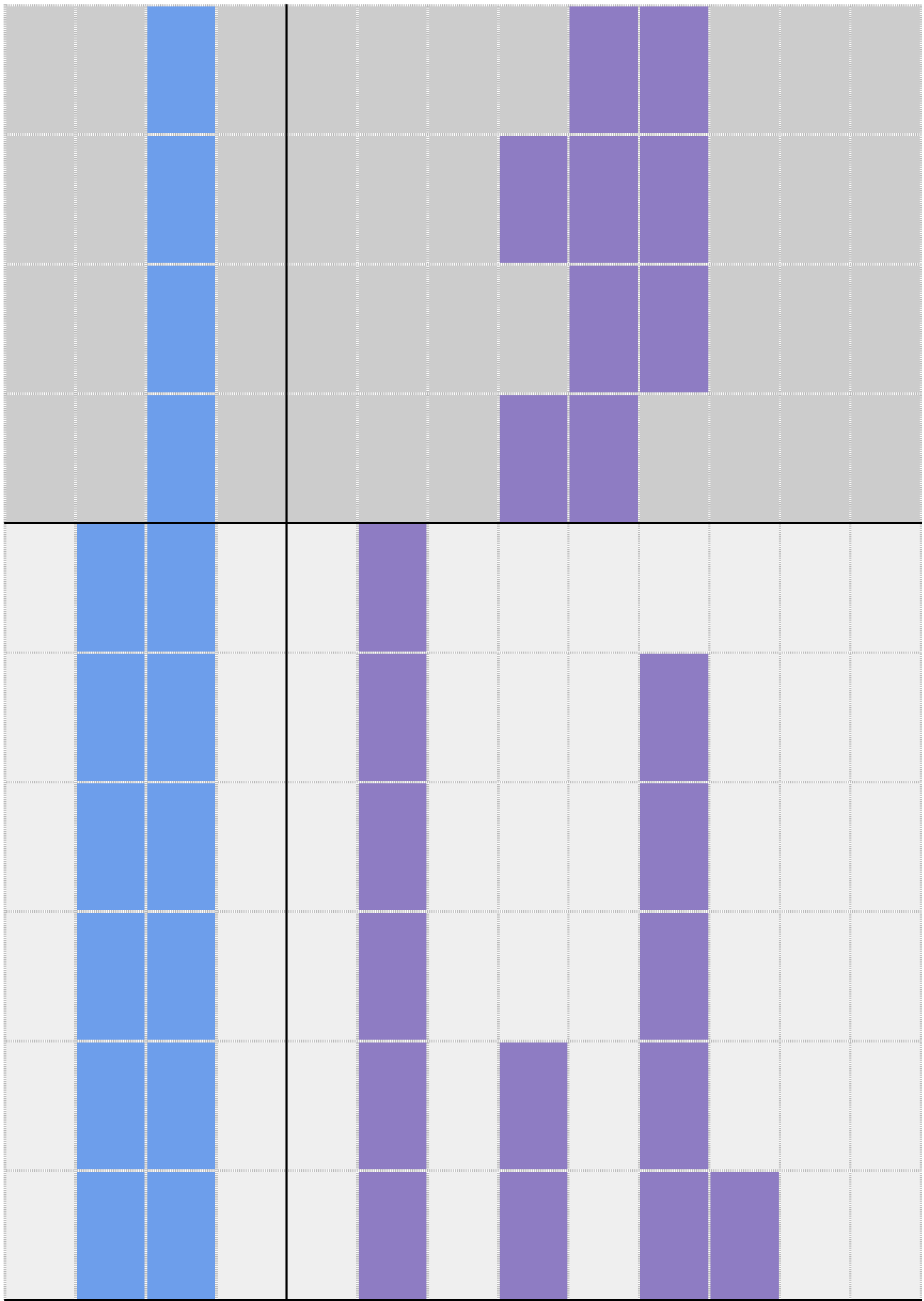


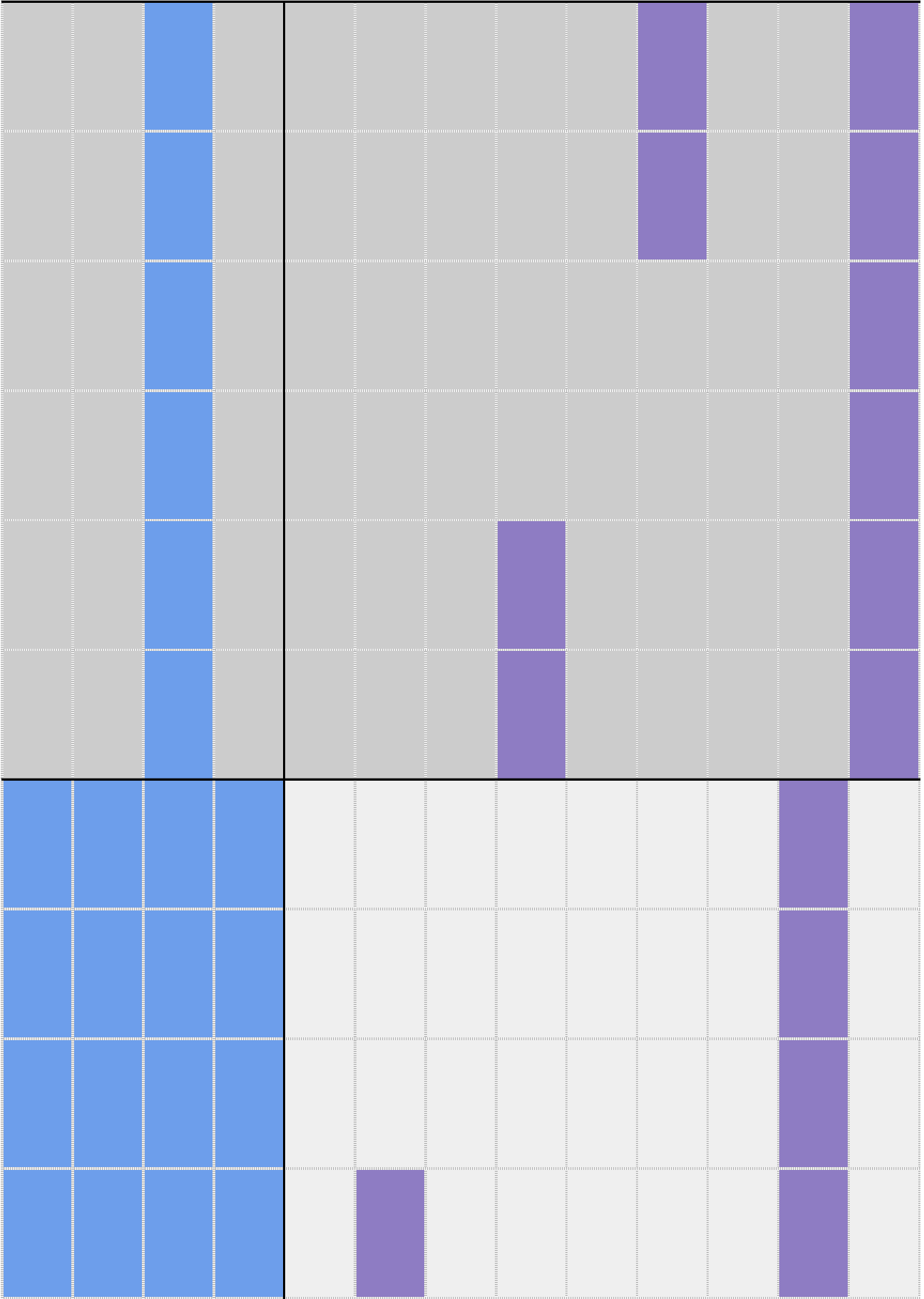
Curriculum Links


Teach Computing Taxonomy


2.4	2.5	2.6	2.7	AL	CM	CS	DD	DI	ET	IT	NW	PG
Blue	Grey	Blue	Grey	Grey	Grey	Purple	Grey	Grey	Grey	Grey	Grey	Grey
Blue	Grey	Blue	Grey	Grey	Grey	Purple	Grey	Grey	Grey	Grey	Grey	Grey
Blue	Grey	Blue	Grey	Grey	Grey	Purple	Grey	Grey	Grey	Purple	Grey	Grey
Blue	Grey	Blue	Grey	Grey	Grey	Purple	Grey	Grey	Grey	Grey	Purple	Grey
Blue	Grey	Blue	Grey	Grey	Grey	Purple	Grey	Grey	Grey	Grey	Purple	Grey
Blue	Grey	Blue	Grey	Grey	Grey	Purple	Grey	Grey	Grey	Grey	Purple	Grey
Grey	Grey	Blue	Blue	Grey	Purple	Grey	Grey	Grey	Purple	Grey	Grey	Grey
Grey	Grey	Blue	Blue	Grey	Purple	Grey	Grey	Grey	Purple	Grey	Grey	Grey
Grey	Grey	Blue	Blue	Grey	Purple	Grey	Purple	Grey	Grey	Grey	Grey	Grey
Grey	Grey	Blue	Blue	Grey	Purple	Grey	Purple	Grey	Purple	Grey	Grey	Grey

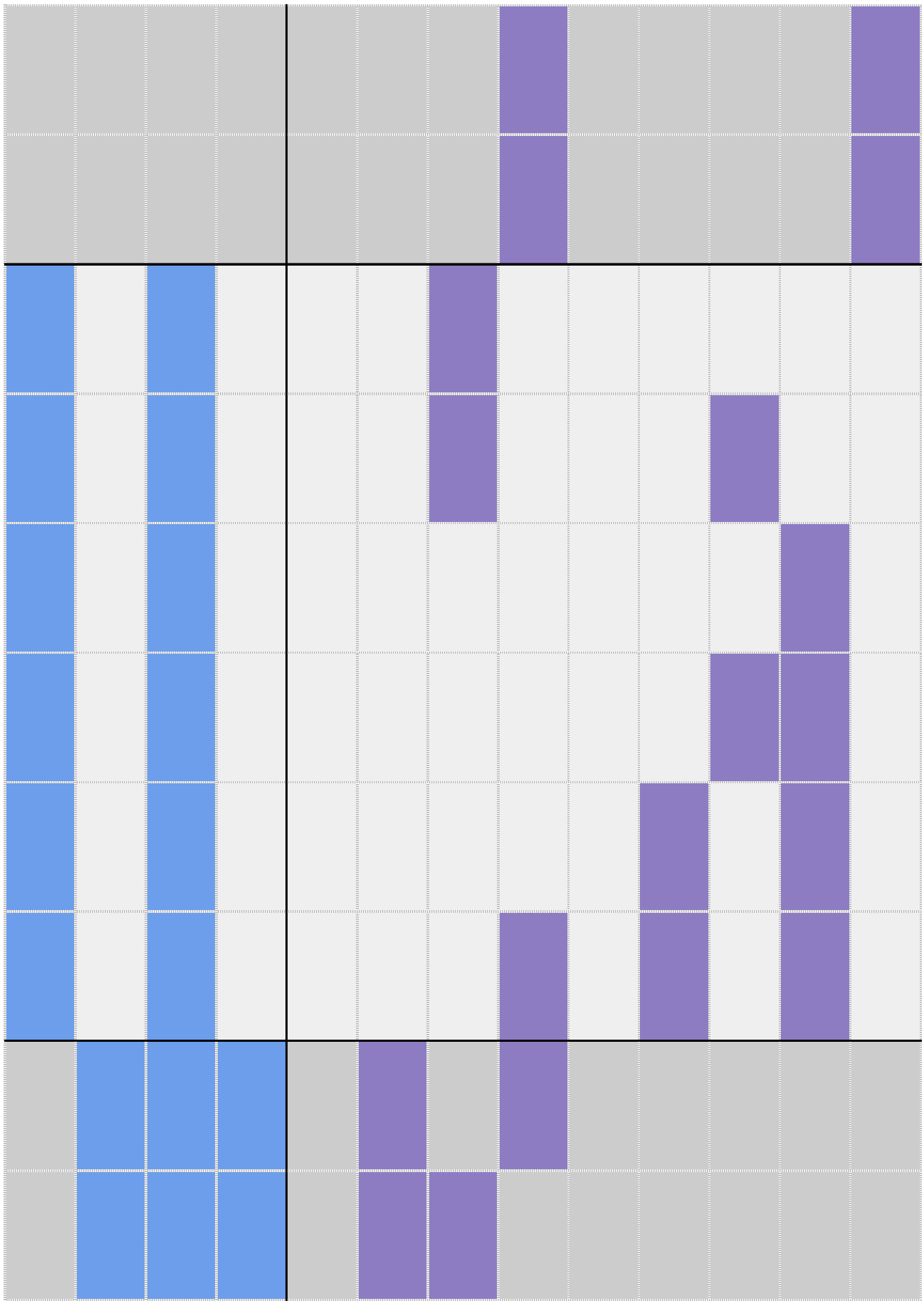


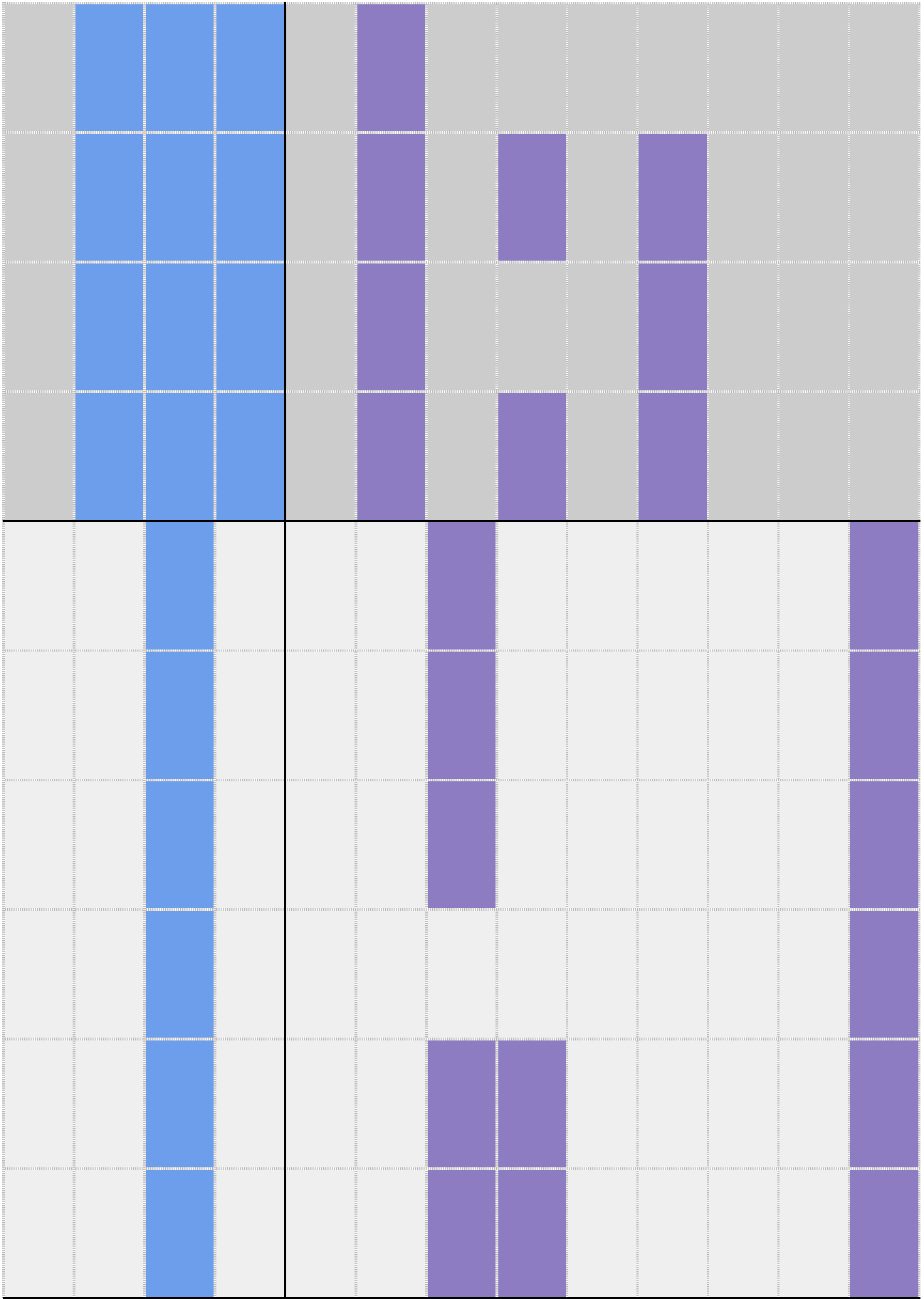


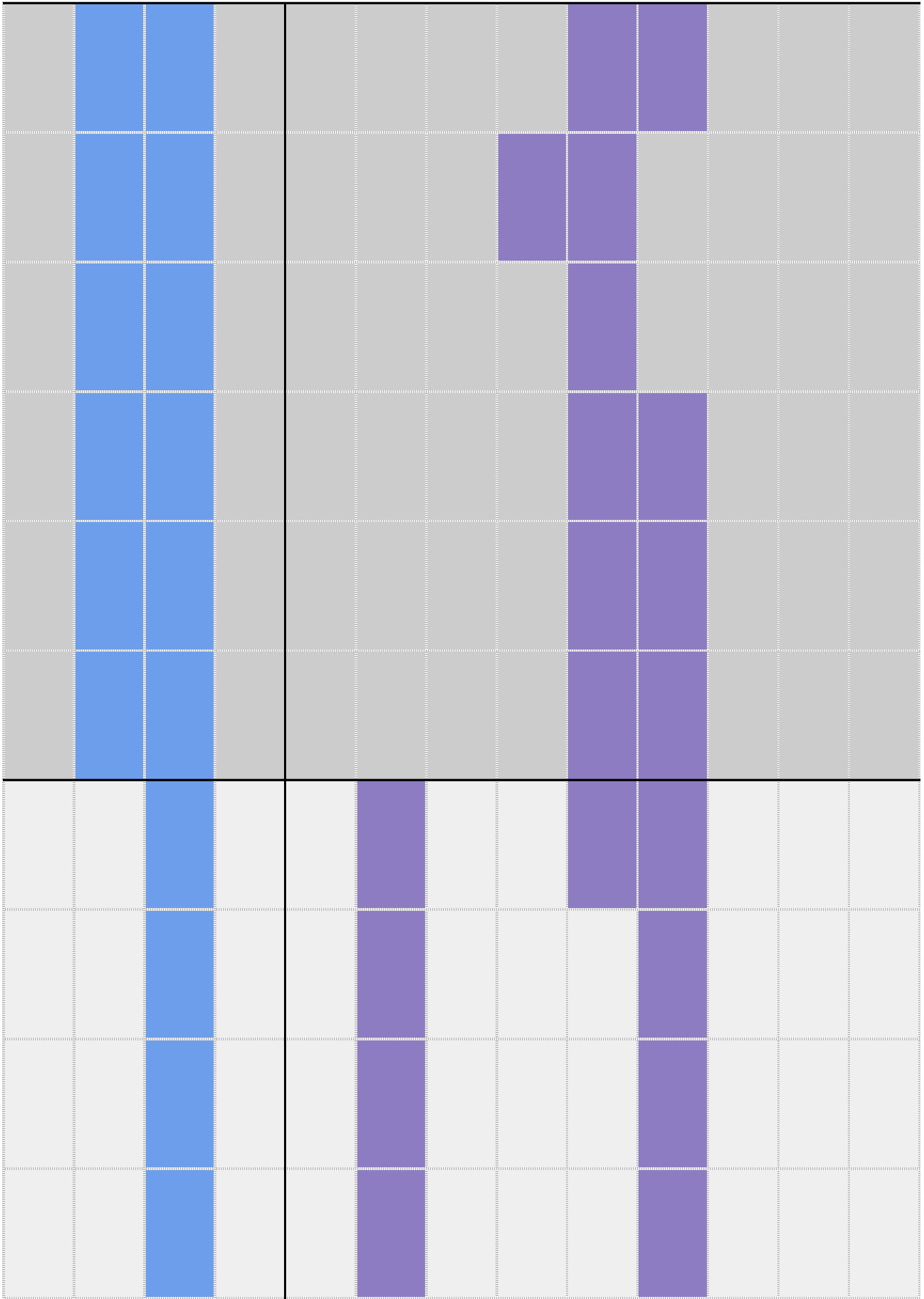


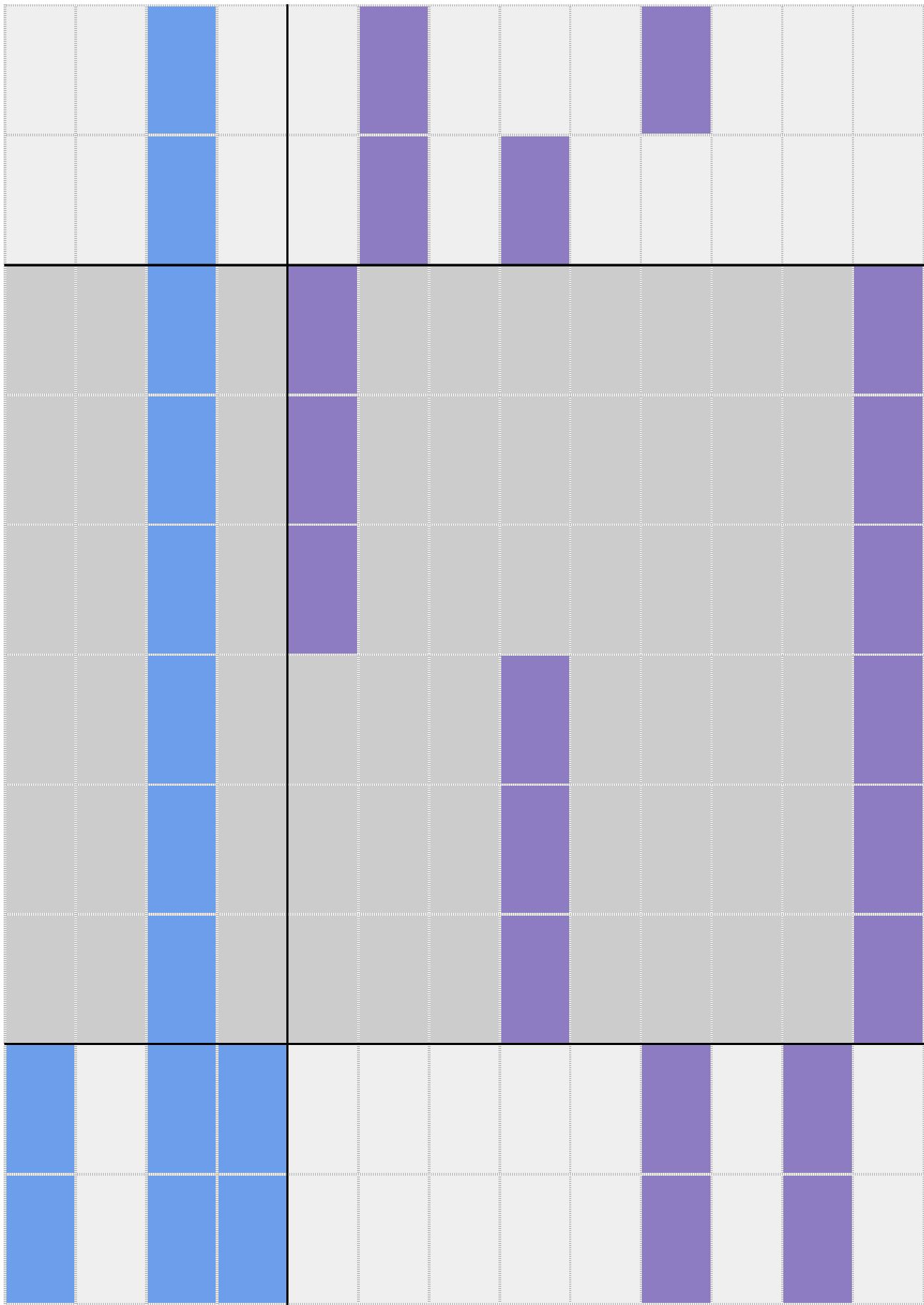


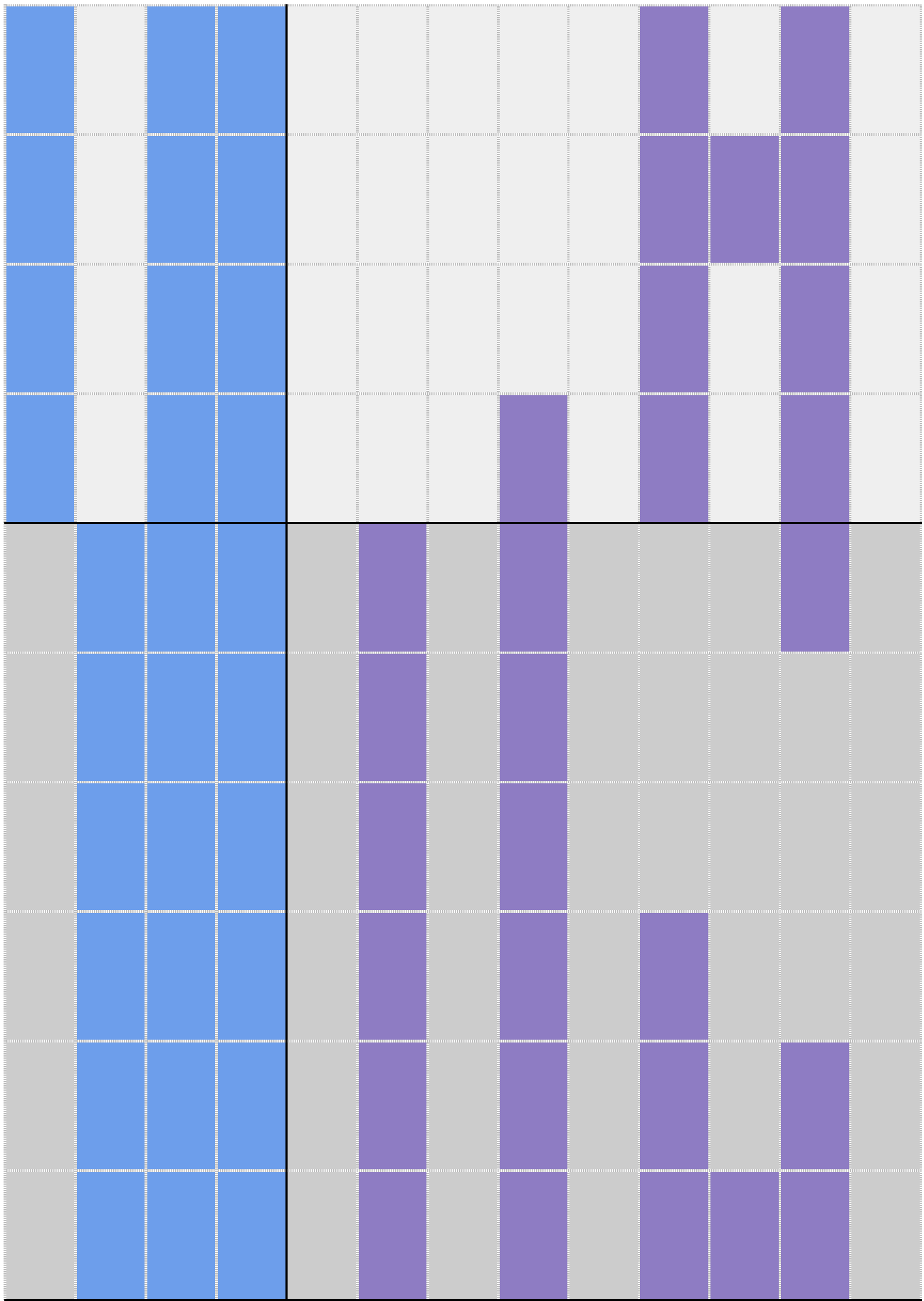


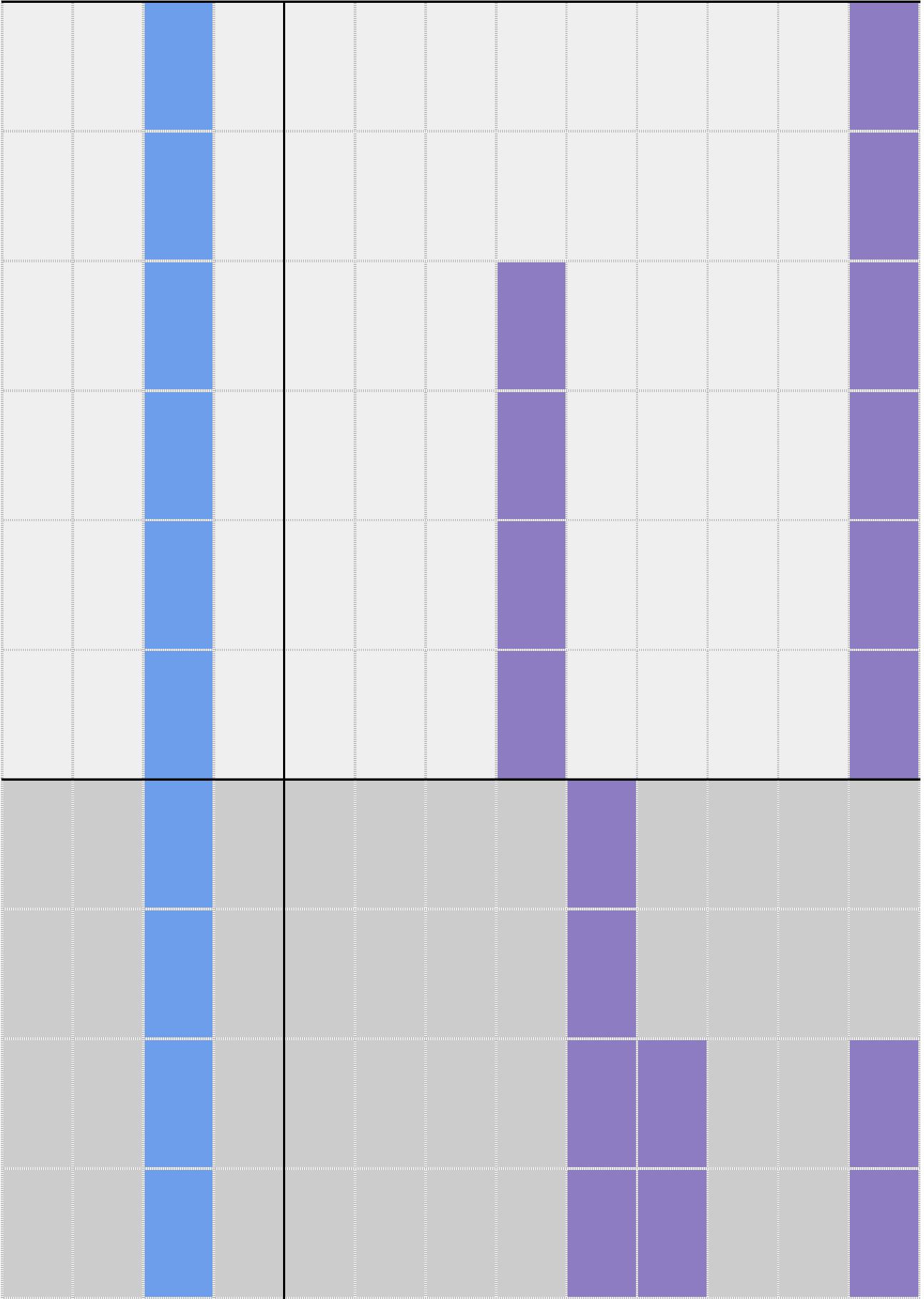





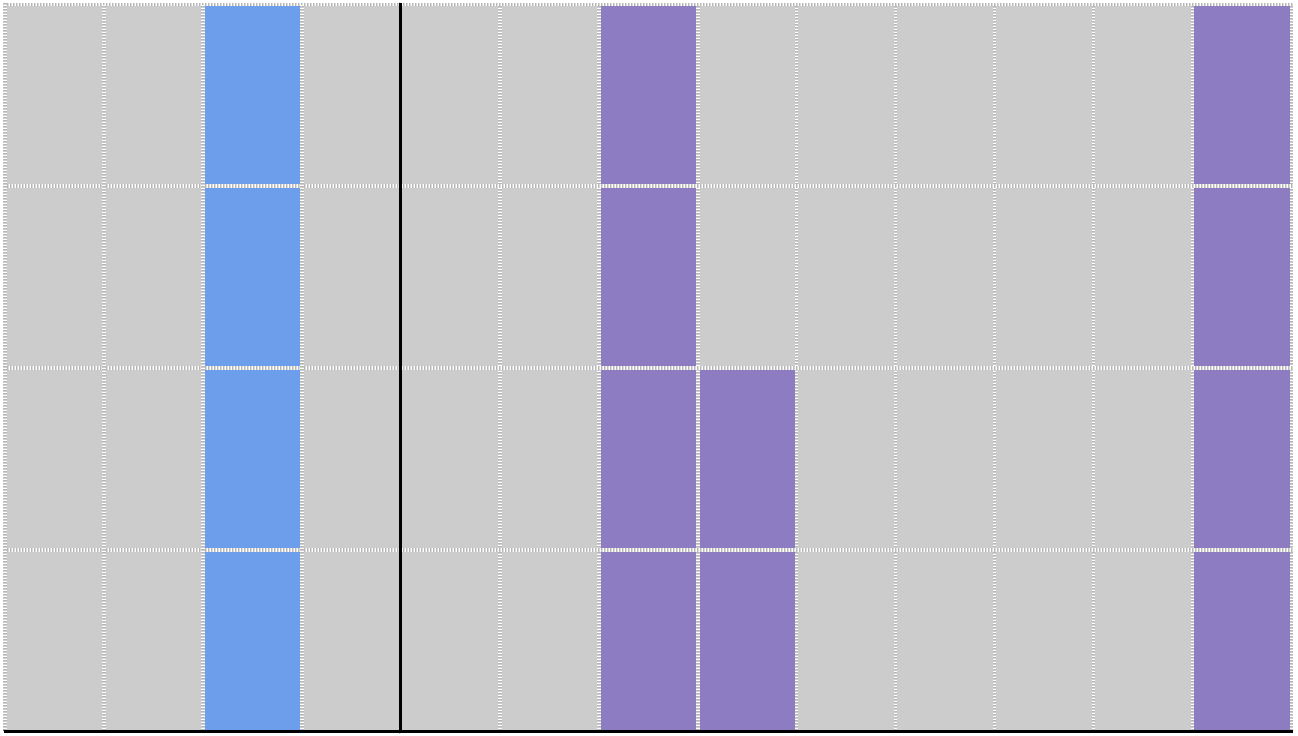












SS	Cross Curricular Links	Education for a Connected World
	Maths- number problems	Privacy and Security
	Art and design- techniques	
	English- draft and write narratives	
	History- the Roman Empire	

History- the Roman Empire

History- the Roman Empire

Science

Science

	Science	
	Science	
	Science	
	Science	
	English- non-narrative material	
	English- non-narrative material	
	English- non-narrative material	
	English- non-narrative material	- Managing online information
	English- non-narrative material	
	English- non-narrative material	

	RSE and Health Education	
	RSE and Health Education	- Managing online information
		- Copyright and ownership
	Science- sound	
	English- non-narrative material	
	English- non-narrative material	
	English- non-narrative material	
	English- non-narrative material	

	RSE and Health Education	
	RSE and Health Education	Privacy and Security
	RSE and Health Education	- Managing online information
	RSE and Health Education	- Managing online information
	RSE and Health Education	- Managing online information
	RSE and Health Education	- Managing online information
		Online Relationships

	Maths- Statistics	
	Maths- Statistics	
	Maths- Statistics	
	Maths- Statistics	
	Maths- Statistics	
	Maths- Statistics	
	Maths- Statistics	
	Art and Design	
	Art and Design	
	Art and Design	
	Art and Design	

	RSE and Health Education	
	RSE and Health Education	
	RSE and Health Education	
	RSE and Health Education	- Managing online information -Self-image and identity
	English- composition	
	English- composition	
	English- composition	- Copyright and ownership
	English- composition	
	English- composition	
	English- composition	

	Maths- number, statistics	
	Maths- number, statistics	
	Art and design Design & technology Maths- 3D shapes	
	Art and design Design & technology Maths- 3D shapes	
	Art and design Design & technology Maths- 3D shapes	
	Art and design Design & technology Maths- 3D shapes	
	Art and design Design & technology Maths- 3D shapes	
	Art and design Design & technology Maths- 3D shapes	
