



Year Three News

Welcome message

We hope you and your family have enjoyed the the Autumn half term break, it was lovely to see the sun for a bit!
As we move into a busy term 2 there are lots of events happening. This newsletter will give you some key information about the term ahead.

We will be learning about how we belong to our community and celebrating our similarities and differences. Our learning will continue to teach knowledge and skills and give the children opportunities to apply them in different contexts to maximise their learning opportunities and make learning stick.

If you have any questions regarding the information in this newsletter, or other more general queries, please don't hesitate to talk to us.

Thank you,

The Year Three Team



Don't forget to follow us on...



@KingfisherCE



Kingfisherceacademy

"Discovering and Learning Together, so all can Flourish".

'A tree planted by streams of water, which yields its fruit in season' (Psalm 1:3)



Kingfisher
CE ACADEMY

Wisdom – Hope – Service – Resilience

Wichelstowe Trinity
Learning Campus

LIFE IN ALL ITS FULLNESS



Important updates

Please remember school begins at 8.45am. This is when children begin their learning. Please be on time. The Year 3 door will then be shut and the playground gate locked at 8.55am. This is to safeguard all our children.

We are a mobile free zone. We would appreciate all phones to be switched off or put away on the playground. Please greet your child with a smile and not your phone!

Please also remember that we do not allow pets onto our school playground for the safety and wellbeing of our families.



Don't forget to follow us on...



@KingfisherCE



Kingfisherceacademy



Kingfisher
CE ACADEMY

"Discovering and Learning Together, so all can Flourish".

'A tree planted by streams of water, which yields its fruit in season' (Psalm 1:3)

Wisdom – Hope – Service – Resilience



Wichelstowe Trinity
Learning Campus

LIFE IN ALL ITS FULLNESS

Term overview



Each term we will send you an overview of our learning in each area of the curriculum for the term. You can also find it on the website. It looks like this:

English

- Setting descriptions
- Diaries
- Letters
- Thought bubbles
- Newspaper report
- Advertisement/poster,
- Retelling,
- Instructional flyer,
- Online response,
- Dialogue
- Extended narrative

Geography

- Understand: Where do we find Volcanoes and why?
- Explore: What are the 3 types of volcano?
- understand: What happens during an eruption or an earthquake.
- Explore: How do volcanic eruptions and earthquakes affect human life.

Modern Foreign Languages (MFL)

- . Recapping our French speaking so far.
- Recognise, recall, and spell up to 10 animals in French with their correct determiners/ indefinite articles.
- Understand that there are more determiners/ articles in French than in English.
- Use the high-frequency 1st person conjugated verb 'je suis' (I am), from the infinitive verb 'être' (to be).

Maths

- Addition and Subtraction
- Add and subtract 1s, 10s and 100s.
- Adding and subtracting crossing 10 and 100 (exchanging).
- Apply number bonds within 10.
- Using the column method accurately.
- Money
- pounds & pence
- Converting to pounds and pence
- adding and subtracting money.
- finding change.
- Shape
- Recognising and naming 2D shapes.
- drawing polygons
- turns and angles
- comparing angles
- parallel and perpendicular lines
- Recognising and describing 3D shapes

PSHE

- What is a community?
- What is a diverse community?
- How does a community support us?
- Do we all think the same?- how to be respectful towards people who may live differently.

Computing

- To explore a new programming environment
- To identify commands have an outcome.
- To explain that a program has a start.
- To create a project from a task description.

Science

- Recognise that we need light in order to see things.
- Recognise that dark is the absence of light.
- Exploring reflective materials and how we know this.
- Investigating the work of Justin von Liebig
- How can the sun be dangerous?
- How can the sun be harmful to us?
- How can we protect ourselves?
- How are shadows formed?
- Planning, conducting, recording, concluding and evaluating an investigation on shadows.

Year 3- Term 2

RE

- How is worship different in different churches?
- Why do Christians and others help people in their communities.
- How do some Christians show their faith in the worldwide community?
- Explaining what makes someone a Christian and why?

DT

- -What are levers and linkages?
- What kinds of levers, linkages and fulcrums are there?
- Understand and use lever and linkages, and fixed and loose pivots.
- Practice making different types of lever and linkage
- design, make and evaluate a moving information booklet.

PE

- -Throw and catch with greater control and accuracy.
- -Practise the correct technique for catching a ball and use it in a game.
- -Move with the ball in a variety of ways.
- -Use two different ways of moving with a ball in a game.
- -Know how to keep and win back possession of the ball in a team game
- -Find a useful space and get into it to support teammates.
- -Use simple attacking and defending skills in a game.
- -Use fielding skills to stop a ball from travelling past them.

Our value for the term is Service!



Year 3- Term 2

English

- Setting descriptions
- Diaries
- Letters
- Thought bubbles
- Newspaper report
- Advertisement/poster, Retelling,
- Instructional flyer,
- Online response,
- Dialogue
- Extended narrative

Geography

- Understand: Where do we find Volcanoes and why?
- Explore: What are the 3 types of volcano?
- understand: What happens during an eruption or an earthquake.
- Explore: How do volcanic eruptions and earthquakes affect human life.

Modern Foreign Languages (MFL)

- Recapping our French speaking so far.
- Recognise, recall, and spell up to 10 animals in French with their correct determiners/ indefinite articles.
- Understand that there are more determiners/ articles in French than in English.
- Use the high-frequency 1st person conjugated verb 'je suis' (I am), from the infinitive verb 'être' (to be).

Maths

Addition and Subtraction

- Add and subtract 1s, 10s and 100s.
- Adding and subtracting crossing 10 and 100 (exchanging).
- Apply number bonds within 10.
- Using the column method accurately.

Money

- Converting to pounds and pence adding and subtracting money.
- finding change.

Shape

- Recognising and naming 2D shapes.
- drawing polygons
- turns and angles
- comparing angles
- parallel and perpendicular lines
- Recognising and describing 3D shapes

PSHE

- What is a community?
- What is a diverse community?
- How does a community support us?
- Do we all think the same? - how to be respectful towards people who may live differently.

Computing

- To explore a new programming environment
- To identify commands have an outcome.
- To explain that a program has a start.
- To create a project from a task description.

Science

- Recognise that we need light in order to see things.
- Recognise that dark is the absence of light.
- Exploring reflective materials and how we know this.
- Investigating the work of Justin von Liebig
- How can the sun be dangerous?
- How can the sun be harmful to us?
- How can we protect ourselves?
- How are shadows formed?
- Planning, conducting, recording, concluding and evaluating an investigation on shadows.

RE

- How is worship different in different churches?
- Why do Christians and others help people in their communities.
- How do some Christians show their faith in the worldwide community?
- Explaining what makes someone a Christian and why?

DT

- -What are levers and linkages?
- What kinds of levers, linkages and fulcrums are there?
- Understand and use lever and linkages, and fixed and loose pivots.
- Practice making different types of lever and linkage
- design, make and evaluate a moving information booklet.

PE

- -Throw and catch with greater control and accuracy.
- -Practise the correct technique for catching a ball and use it in a game.
- -Move with the ball in a variety of ways.
- -Use two different ways of moving with a ball in a game.
- -Know how to keep and win back possession of the ball in a team game
- -Find a useful space and get into it to support teammates.
- -Use simple attacking and defending skills in a game.
- -Use fielding skills to stop a ball from travelling past them.

Our team



There are lots of people who are part of our extended Kingfisher family. You and your children may see them around the campus.

Senior Leadership Team



Ms Bishop
(our Headteacher
and Designated
Safeguarding Lead)



Miss Telling
(Deputy Head, SENCO
and Deputy Designated
Safeguarding Lead)



Mrs Bishop
(Campus Co-Ordinator)

Our Nursery Team



Mrs Lane
(Nursery Manager
- Pre-School)



Miss Watts
(Deputy Nursery Manager -
Two year olds)



Mrs Engley



Mrs Khan



Mrs Brown

(EYFS Teaching Assistants)

Our key Stage 1 Team



Miss Bowron
(Year 1 teacher)



Mrs Connell
(Year 2 teacher)



Mrs Dixon
KS1 Lead And Reception
Teacher

Our key Stage 2 Team



Miss Baddeley
(Year 3 teacher)

Our team



Our Teaching Assistants

Our team have so many different skills and experiences. They work across the school to utilise these:



Mrs B



Jill



Mrs Sara



Mary



Mrs Shim



Miss Coe
(our Higher Level Teaching Assistant who will work across the school)

Admin Team

Our Kingfisher Admin will be front of house to answer your questions and provide you with support:



Mrs Strange



Mrs Rahmen

Reverend Owen Green

Owen leads a Collective Worship assembly each week. He also works with us across the school.



Safeguarding



Safeguarding and Child Protection Worried about a Child?



If you have a concern about the safety or well-being of a child, please speak to one of our safeguarding team. In this school this is:-




Sharon Bishop
Designated
Safeguarding Lead



Sally Telling
Deputy Designated
Safeguarding Lead



Naomi Luckman
Deputy Designated
Safeguarding Lead



Jodie Lane
Deputy Designated
Safeguarding Lead



Hannah Baddeley
Deputy Designated
Safeguarding Lead

Please contact 'Contact Swindon' if you are concerned about a child.

E-mail: contactswindon@swindon.gov.uk

Telephone: 01793 464646

**8.30am to 4.40pm Monday to Thursday 8.30am to 4.00pm
Friday**

**The Emergency Duty Service (EDS) is available outside
office hours on**



01793 436699

**If you think that a child is in immediate danger, please ring
999 and speak to the police.**

Reading



We are committed as a school to ensuring all children develop the skills they need to read independently and have access to life long learning.

Our team believe in ensuring all children find themselves represented in books. We aim to expose our children to high quality, award winning and diverse literature.

Author of the term

Our Author of the term is Eva Ibbotson who has written some excellent fiction books.



Book change days

In year 3, book changes will be a little different.

On a **Monday**, our Book club scrapbook will go home with 1 child each week. It is a chance for children to share books that they have enjoyed.



This will then get shared with the class on a **Monday** before the next child takes it home.

On a **Wednesday**, we will be reading our class novel 'Perijee and Me' together. It would be great if they could bring it in to read together.

On a **Thursday**, we will be going to the KS2 library. Their library books will be their reading books but they do not need to finish these books in a week as some of them are longer than previous books.

Our Writing and Reading core texts

Our theme for English this term is Hope & Healing and we will be using these texts for our writing and whole class reading.



How you can help at home

Share books that your children bring home from school. Read any books you have at home. Read recipes, magazines, print in the environment. Let your children see you reading!

Spelling



Our spelling programme provides weekly, contextualised sequences of sessions for the teaching of spelling that include open-ended investigations and opportunities to practice and apply within meaningful and purposeful contexts, linked (where relevant) to other areas of the curriculum.

Spelling is closely linked to language acquisition and, as such, the spelling words, strategies and rules in in this spelling programme ensure children are exposed to a wide variety of varied and often challenging vocabulary, linked to a range of learning opportunities.

Week	Objective
	Word list words
	Adding suffixes beginning with vowel letters to polysyllabic words
	The /l/ sound spelt y elsewhere than at the end of a word
	The /n/ sound spelt ou
	More prefixes (dis-, mis-, in-, il-, im-, ir-, re- sub-, inter-, super-, anti-, auto-)
	The suffix -ation
	The suffix -ly
	Words with endings sounding like /ʒə/ or /tʃə/
	Endings which sound like /ʒən/
	The suffix -ous
	Endings which sound like /ʃən/, spelt -tion, -sion, -cian
	Words with the /k/ sound spelt ch (Greek in origin)
	Words with the /ʃ/ sound spelt ch (mostly French in origin)
	Words ending with the /g/ sound spelt -gue and the /k/ sound spelt -que
	Words with the /s/ sound spelt sc (Latin in origin)
	Words with the /eɪ/ sound spelt ei, eight, or ey
	Possessive apostrophe with plural words
	Homophones and near-homophones

Word list coverage

centre
century
history
increase
natural
pressure
build

Week	Objective
	Word list words
	Adding suffixes beginning with vowel letters to polysyllabic words
	The /l/ sound spelt y elsewhere than at the end of a word
	The /n/ sound spelt ou
	More prefixes (dis-, mis-, in-, il-, im-, ir-, re- sub-, inter-, super-, anti-, auto-)
	The suffix -ation
	The suffix -ly
	Words with endings sounding like /ʒə/ or /tʃə/
	Endings which sound like /ʒən/
	The suffix -ous
	Endings which sound like /ʃən/, spelt -tion, -sion, -cian
	Words with the /k/ sound spelt ch (Greek in origin)
	Words with the /ʃ/ sound spelt ch (mostly French in origin)
	Words ending with the /g/ sound spelt -gue and the /k/ sound spelt -que
	Words with the /s/ sound spelt sc (Latin in origin)
	Words with the /eɪ/ sound spelt ei, eight, or ey
	Possessive apostrophe with plural words
	Homophones and near-homophones

Word list coverage

address
busy
arrive
potatoes
fruit
build
pressure
though
appear
experience

How you can help at home

Ask children to share their spelling learning with you. Can they practice the spelling rule?

Can they find words with the spelling rule?

Reading



Reading comprehension skills:

Pupils should be taught to understand what they read by:

- **listening** to and **discussing** a wide range of fiction, poetry, plays, non-fiction and reference books or textbooks
- reading books that are structured in different ways and reading for a **range of purposes**
- using **dictionaries** to check the meaning of words that they have read
- increasing their familiarity with a **wide range of books**, including fairy stories, myths and legends, and retelling some of these orally
- **identifying themes** and conventions in a wide range of books
- **preparing poems** and play scripts to read aloud and to perform, showing understanding through intonation, tone, volume and action
- **discussing words** and **phrases** that capture the reader's interest and imagination
- **recognising** some different forms of poetry

See the content coverage for our first 2 Reading units.

Sessions	2a	2b	2c	2d	2e	2f	2g	2h
	Give/explain the meaning of words in context	Retrieve and record information /identify key details from fiction and non-fiction	Summarise main ideas from more than one paragraph	Make inferences from the text/explain and justify inferences with evidence from the text	Predict what might happen from details stated and implied	Identify /explain how information / narrative content is related and contributes to meaning as whole	Identify/ explain how meaning is enhanced through choice of words and phrases	Make comparisons within the text

Sessions	2a	2b	2c	2d	2e	2f	2g	2h
	Give/explain the meaning of words in context	Retrieve and record information /identify key details from fiction and non-fiction	Summarise main ideas from more than one paragraph	Make inferences from the text/explain and justify inferences with evidence from the text	Predict what might happen from details stated and implied	Identify /explain how information / narrative content is related and contributes to meaning as whole	Identify/ explain how meaning is enhanced through choice of words and phrases	Make comparisons within the text

How you can help at home

Check that the text makes sense to them.

Ask questions to improve their understanding.

Encourage them to make predictions about what might happen next.

Discuss the book with your child.

What you will need...

P.E.

PE will be on a **Monday** and **Friday**. Please send your child to school with their PE kit on. Please remember our PE uniform is a white polo shirt, navy/black shorts or trousers and plain trainers or daps. They will be in this all day, so please ensure it is weather appropriate.





Outdoor learning and breaks

We will be doing outdoor learning and breaks. Please make sure that children always bring a coat and wellies so we can get outside.



They will also need to bring a healthy snack for morning breaktime as free snack is only available to KS1.



PLEASE LABEL EVERYTHING!

Christian Authenticity

In Collective Worship...



This term our value is Service. In our collective worship we will be focusing on stories from the Bible and elsewhere that reflect this. Our Collective worship with Owen now takes place in our Chapel which is a lovely calm and peaceful space.

Child of Hope



We are maintaining our relationships with the community at the Child of Hope school in Uganda.

Each class wrote letters to the children in their matching age class. We are sending them a book of our class author, lots of reading books and our class photo. We are looking forward to receiving letters back from our class friends in Uganda. Later on in the Year we will have a day of activities to grow our links further.



Festivals

Thank you for all your donations at our Harvest Service.

Later in the term we will be celebrating Christmas with our nativity, carol service and other special events.



Term dates

- Monday 4th November 2024 - INSET Day
- Tuesday 5th November 2024 - First day of term 2
- Monday 11th November 2024 - wear red for Remembrance
- **Tuesday 19th November 2024 - Parents' Evening - 1.30-6.10pm**

- Thursday 5th December - Cosy Christmas Club - 4.30-6.30pm
more info to follow
- Saturday 7th December 2024 - Christmas Fayre 11am-2pm

- Thursday 12th December 2024 - Singing with Santa for Nursery and Reception - parents welcome 1.30-2.30pm
- Thursday 12th December 2024 - Christingle - 5-6pm

- Monday 16th December 2024 - PM - Nativity Dress Rehearsal to Year 3 and Deanery siblings
- Tuesday 17th December 2024 - 2pm - Nativity to parents
- Wednesday 18th December 2023 - 9.30am - Nativity to parents
- Wednesday 18th December 2024 - Christmas Lunch
- Thursday 19th December 2024 - Christmas Carol concert - Year 2 & 3 parents welcome 5.00-6.00pm
- **Friday 20th December 2024 - 1pm - End of term 2**

